

**REGIONAL PROCUREMENT HUB PROGRAM – REGION 8
 SUPPLEMENTAL BID BULLETIN NO. 24-11
 FOR THE
 PROCUREMENT OF SUPPLY AND DELIVERY OF STEEL POLES
 (PB-ITB-R8-3-2024)**


In accordance with Section 4.3.2 of Annex “B” of the NEA Memorandum No. 2024-06, this Supplemental Bid Bulletin is hereby issued to clarify, modify or amend the following items for PB-ITB-R8-3-2024:

Section/Item No.	Issue in the Bidding Documents / Technical Specifications	Clarification / Amendment
Section V. Terms of Reference & Annex “A” Steel Pole Framing Guide		
<p>TOR 6.1 (Detailed Technical Specifications for Items A to E) and Annex “A” (Steel Pole Framing Guide)</p>	<p>With respect to TOR 6.1, <i>Dimensions</i>, vis-à-vis Annex “A” (Steel Pole Framing Guides), clarification was sought on the following matters:</p> <ul style="list-style-type: none"> For Item A (Pole, Steel, 25', Bare-3.0 mm, 86 Micron, 500 kgs, [Minimum Load Break]) – the butt diameter indicated in TOR 6.1 (Dimensions) is 198mm. <p>However, the butt diameter indicated in the relevant Steel Pole Framing Guide (p.98) is 152mm.</p> <ul style="list-style-type: none"> For Item D (Pole, Steel, 35', Bare-4.0 mm, 86 Micron, 750 kgs, [Minimum Load Break]) – it was noted that the butt diameter indicated in TOR 6.1 (Dimensions) is 258mm. <p>However, butt diameter indicated in the relevant Steel Pole Framing Guide (p.101) is 248mm.</p>	<p>For clarity, the dimensions indicated in TOR 6.1 shall prevail.</p> <p>Thus, the following portions of the relevant Steel Framing Guides under Annex “A” are amended to be consistent with TOR 6.1 as follows:</p> <ul style="list-style-type: none"> For Item A (Pole, Steel, 25', Bare-3.0 mm, 86 Micron, 500 kgs, [Minimum Load Break]) – the butt diameter is revised to indicate 198mm and the tip diameter is also revised to indicate 120mm (p. 98). For Item D (Pole, Steel, 35', Bare-4.0 mm, 86 Micron, 750 kgs, [Minimum Load Break]) – the butt diameter is revised to indicate 258mm. <p>The revised Steel Pole Framing Guides for Item A and Item D are attached herein as Annex “A”.</p> <p>Note: Versions of the Steel Pole Framing Guides for</p>



		<p>Items B, C and E which provide for more readable figures on their Hole Details are also attached as part of Annex "A" hereof.</p>
--	--	--

Issued this **22nd day of August 2024** for the guidance and information of all concerned.


ATTY. OSWALDO F. GABAT
 Member
 NEA RPH SBAC


MS. IRENE C. MARTIN
 Member
 NEA RPH SBAC


ENGR. EXEQUIEL T. EVALE, JR.
 Member
 NEA RPH SBAC


(Sgd.)
MS. ROSIE M. ALAMILLO
 Member
 NEA RPH SBAC

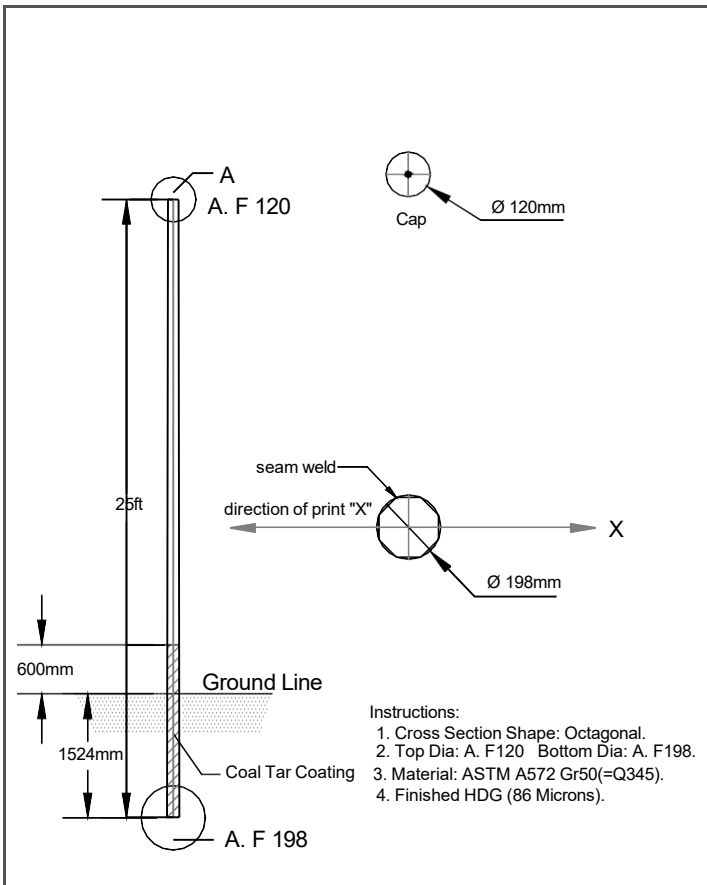

ENGR. RODERICK N. PADUA
 Member
 NEA RPH SBAC


ATTY. ALEXANDER PAUL T. RIVERA
 Vice-Chairperson
 NEA RPH SBAC


ENGR. ERNESTO O. SILVANO, JR.
 Chairperson
 NEA RPH SBAC

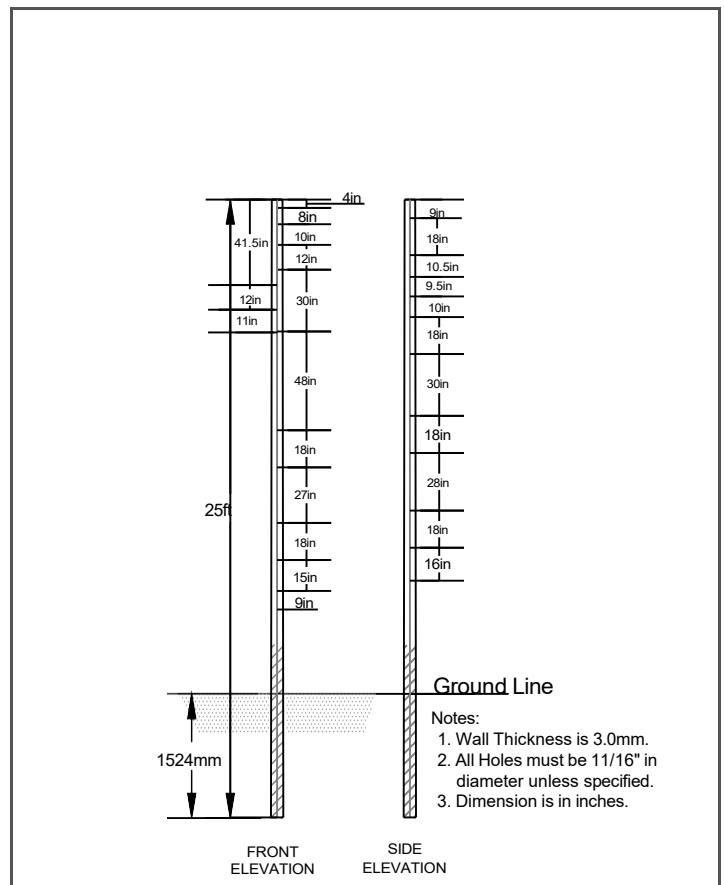
CONFORME:


ATTY. MICHAEL EDWIN S. AMANCIO, CPA, MBM
 President
 RENAGMEC Power Corporation



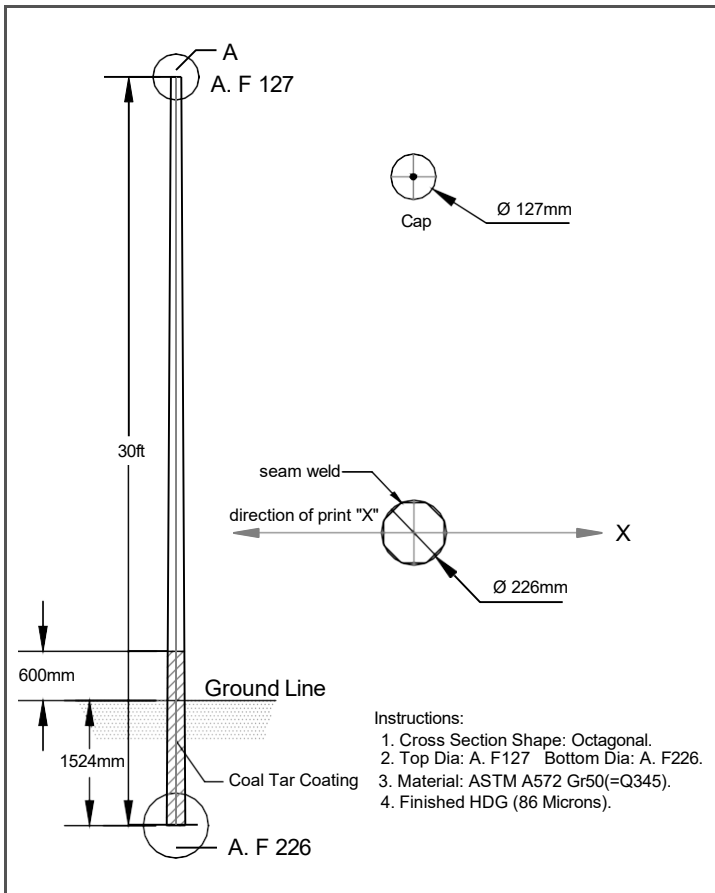
25FT STEEL POLE / 500 KG

RENAGMEC POWER CORPORATION



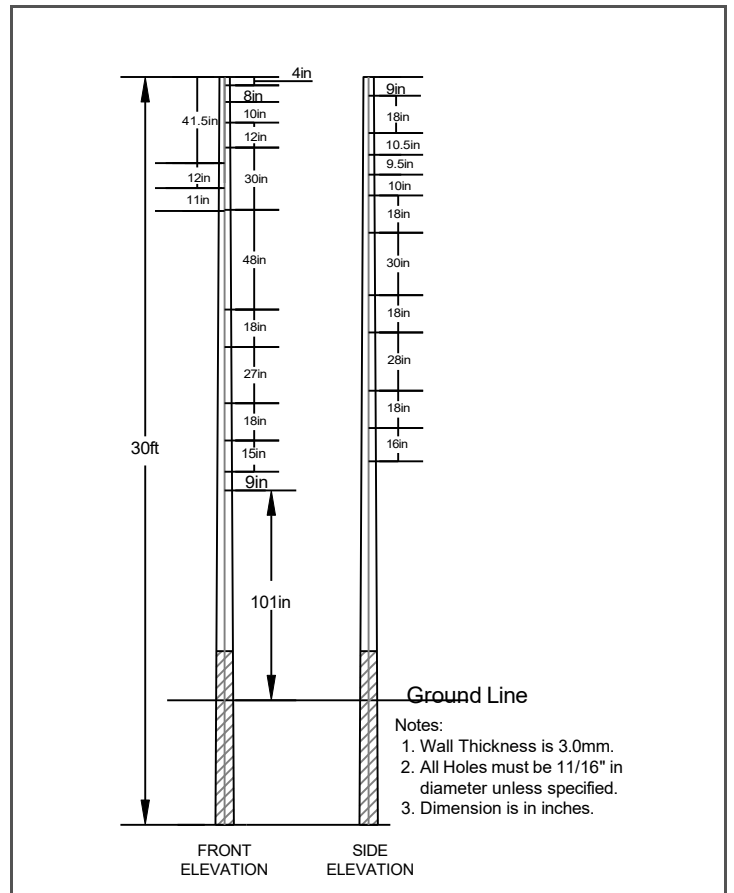
25FT STEEL POLE / 500 KG - HOLE DETAILS

RENAGMEC POWER CORPORATION



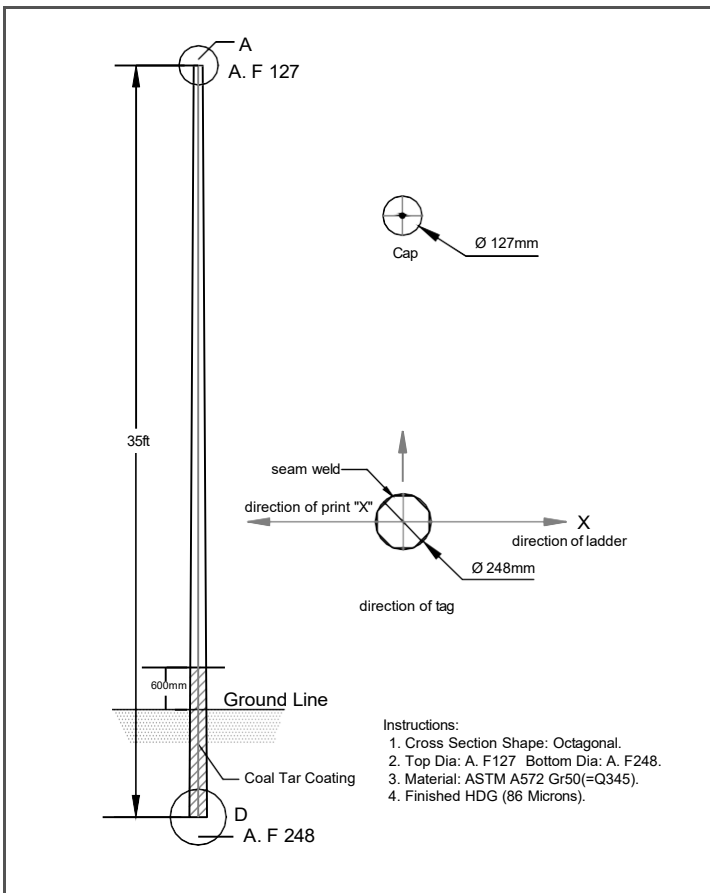
30FT STEEL POLE / 500 KG

RENAGMEC POWER CORPORATION



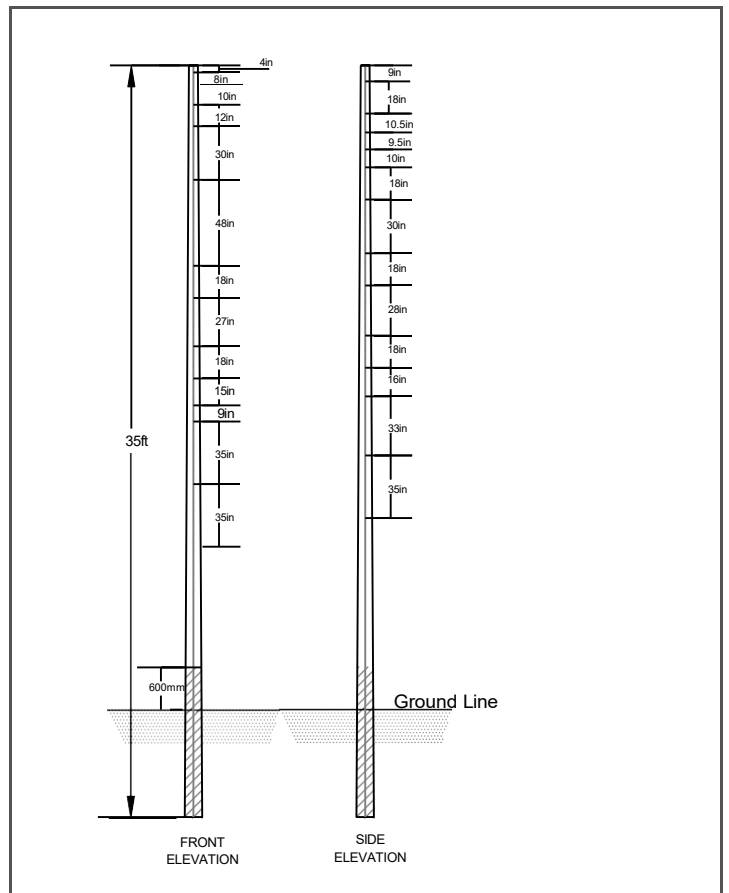
30FT STEEL POLE / 500 KG - HOLE DETAILS

RENAGMEC POWER CORPORATION



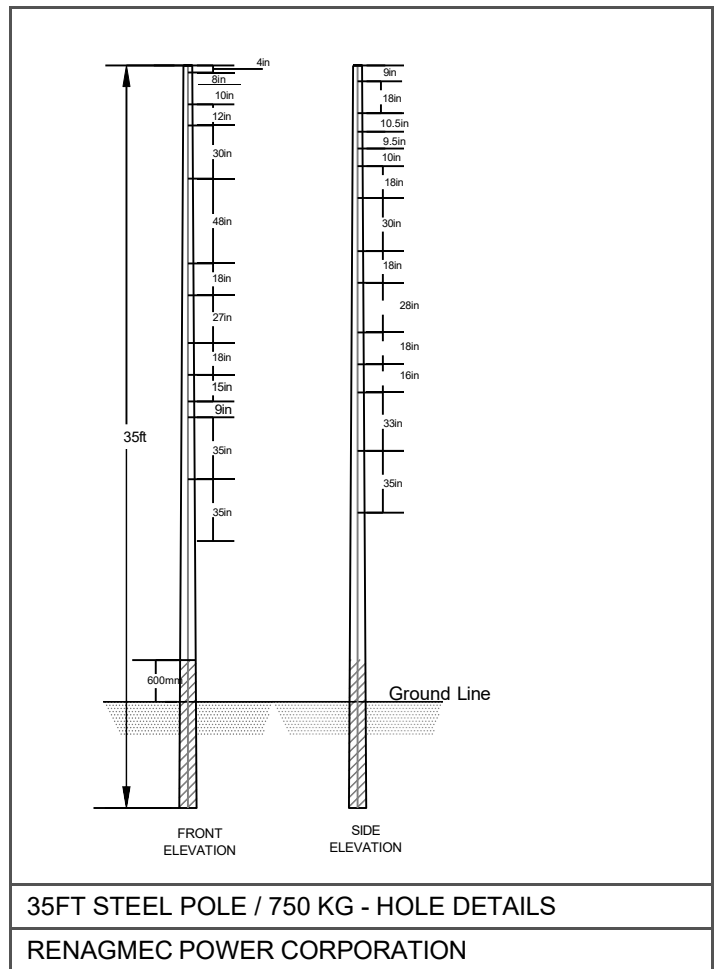
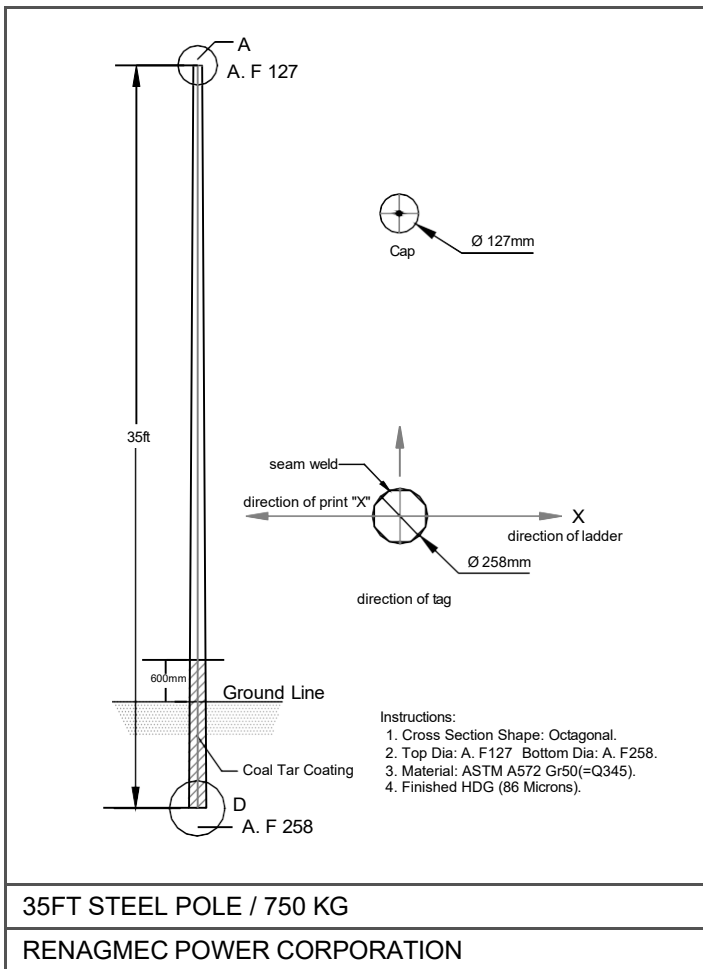
35FT STEEL POLE / 500 KG

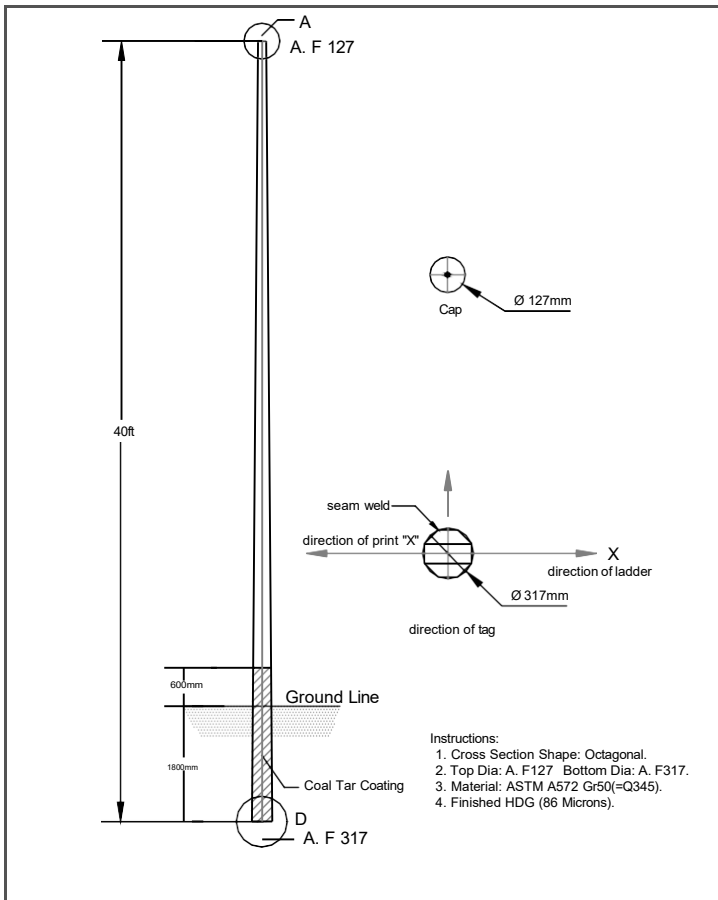
RENAGMEC POWER CORPORATION



35FT STEEL POLE / 500 KG - HOLE DETAILS

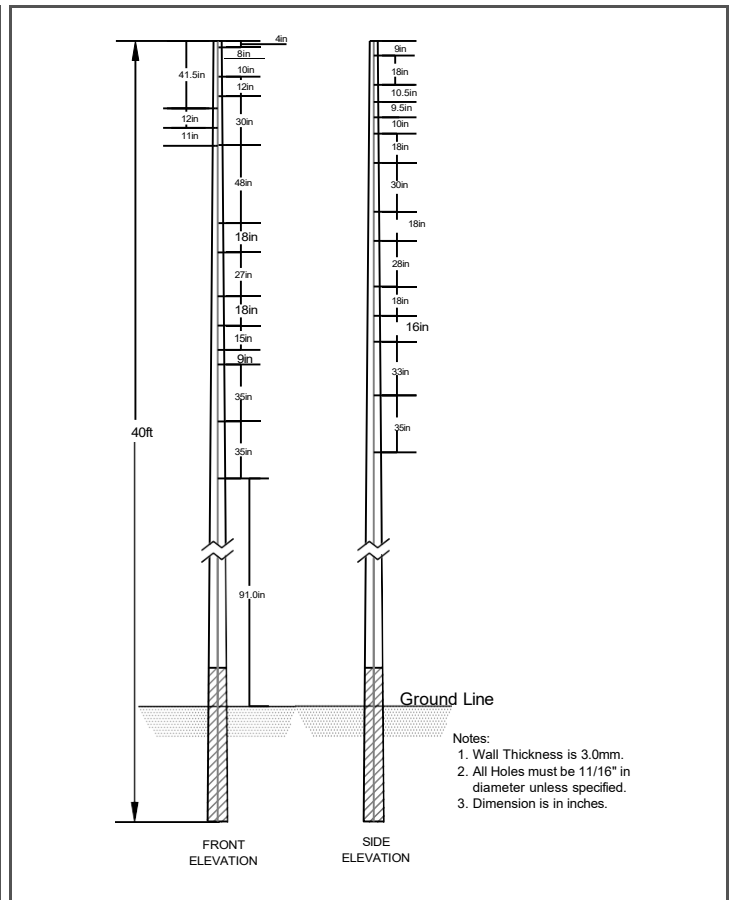
RENAGMEC POWER CORPORATION





40FT STEEL POLE / 500 KG

RENAGMEC POWER CORPORATION



40FT STEEL POLE / 500 KG - HOLE DETAILS

RENAGMEC POWER CORPORATION